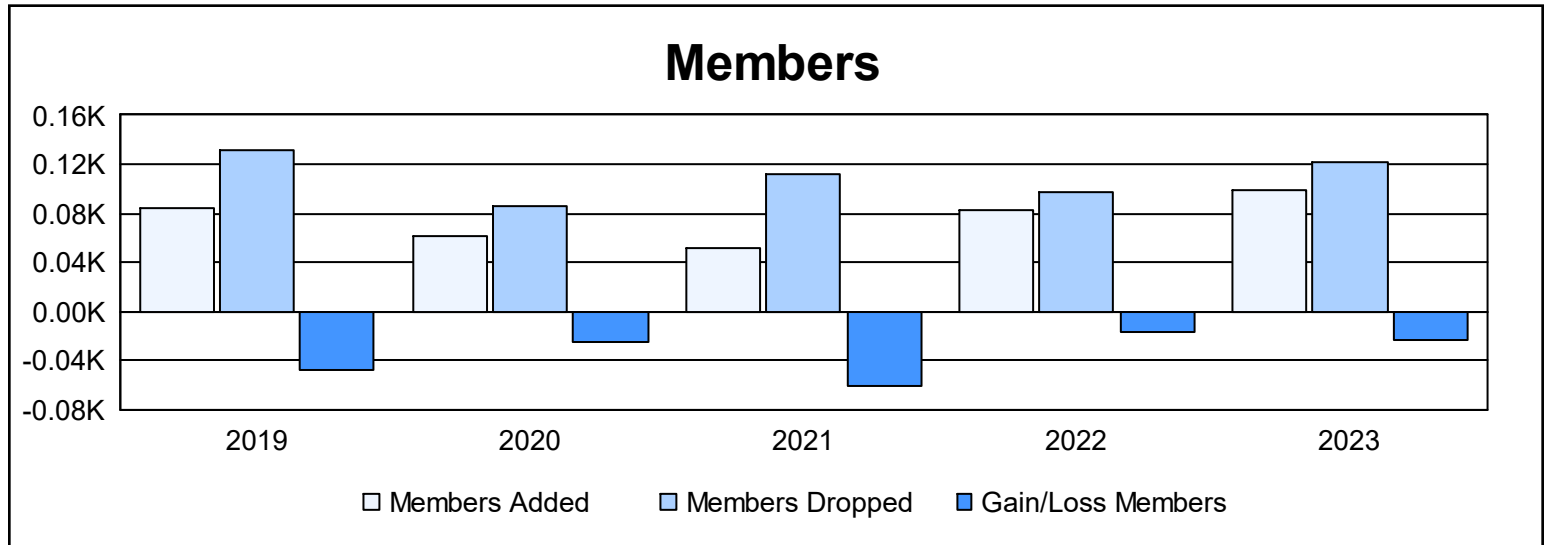
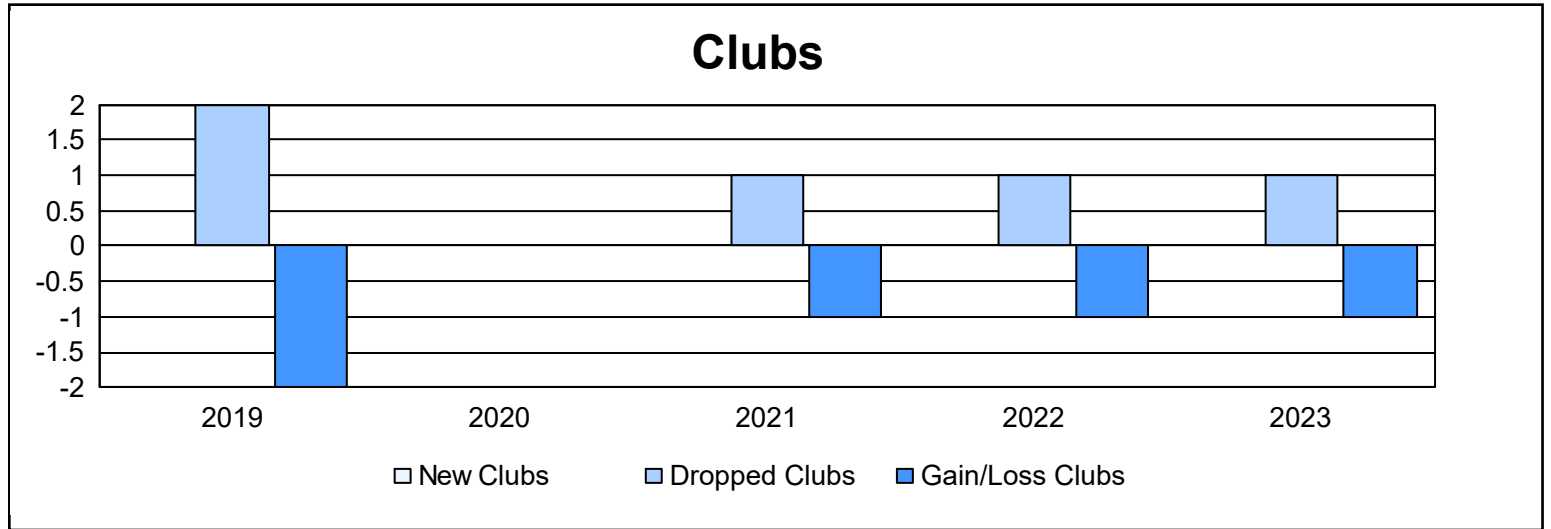
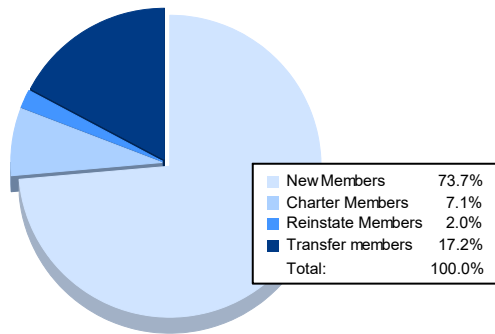


Year	New Clubs	Dropped Clubs	Gain/ Loss Clubs	New Members	Charter Members	Reinstate Members	Transfer Members	Total Member Added	Total Members Dropped	Gain/ Loss Members
2018-2019	0	2	-2	71	1	3	9	84	131	-47
2019-2020	0	0	0	50	0	3	8	61	86	-25
2020-2021	0	1	-1	48	0	2	2	52	112	-60
2021-2022	0	1	-1	74	0	3	5	82	98	-16
2022-2023	0	1	-1	73	7	2	17	99	122	-23
<b>Average</b>	<b>0</b>	<b>1</b>	<b>-1</b>	<b>63</b>	<b>2</b>	<b>3</b>	<b>8</b>	<b>76</b>	<b>110</b>	<b>-34</b>



### Membership Composition June 2023 Cumulative



### Gender Composition June 2023 Cumulative

